

Alaska Department of Labor and Workforce Development

Alaska Workforce Investment Board Budget Overview

Brynn Keith

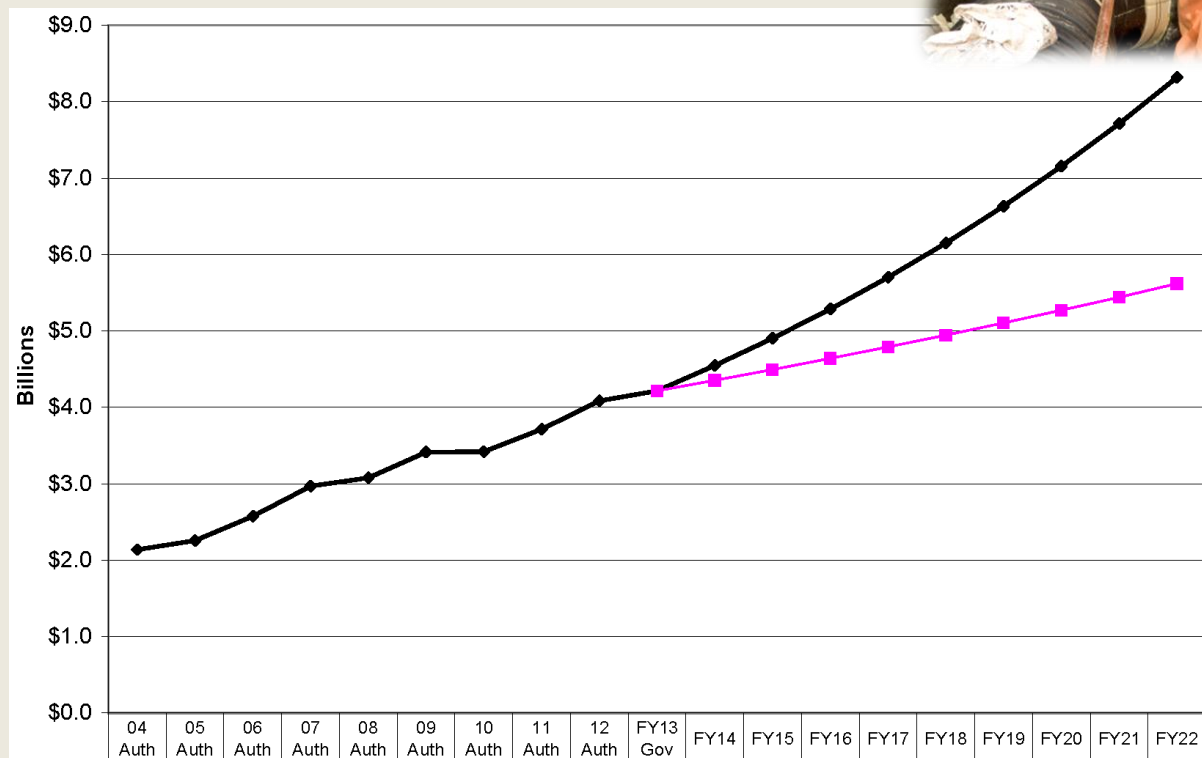
February 22, 2012



Growth in Alaska's General Fund (UGF) Budget for Agency Operations



- The annual growth rate from FY04 – FY13 has been 7.8%.
- The growth rate from FY12 to FY13 is 3.2%.



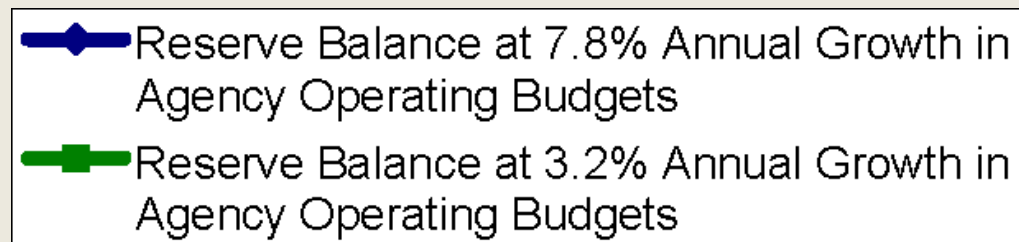
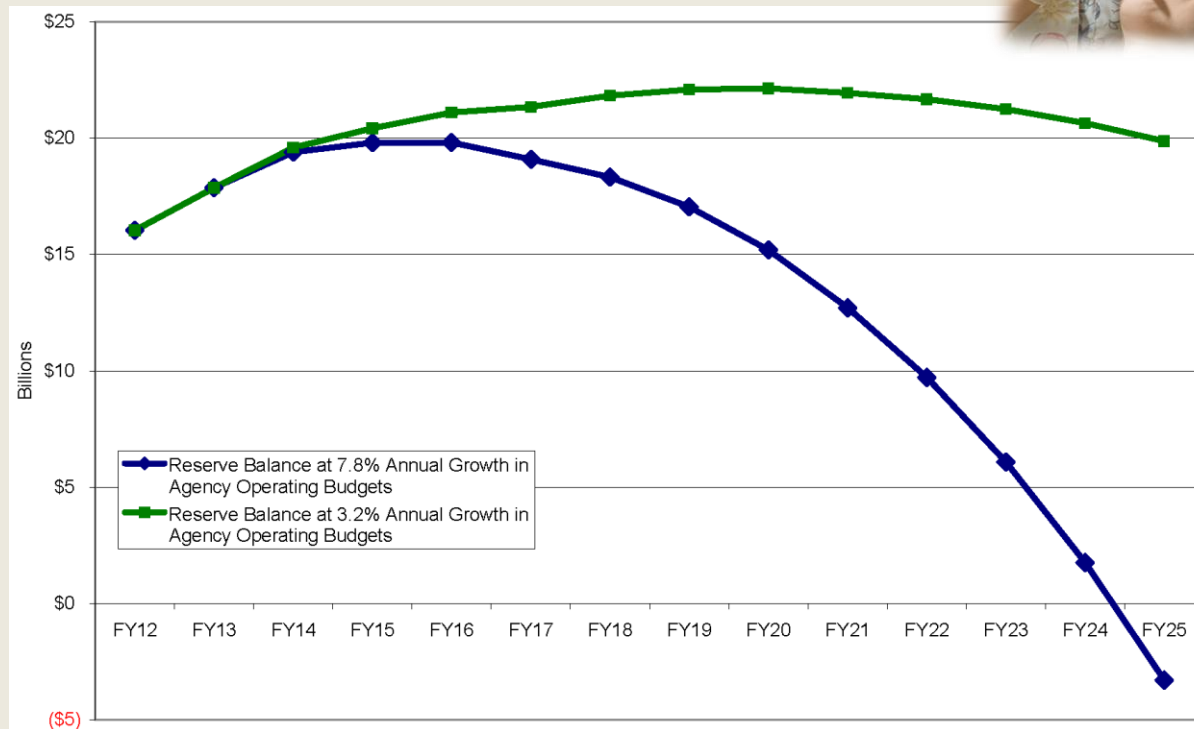
	04 Auth	05 Auth	06 Auth	07 Auth	08 Auth	09 Auth	10 Auth	11 Auth	12 Auth	FY13 Gov	FY14	FY15	FY16	FY17	FY18	FY19	FY20	FY21	FY22
◆ 7.8% Annual Growth	2.1	2.3	2.6	3.0	3.1	3.4	3.4	3.7	4.1	4.2	4.5	4.9	5.3	5.7	6.1	6.6	7.2	7.7	8.3
■ 3.2% Annual Growth										4.2	4.4	4.5	4.6	4.8	4.9	5.1	5.3	5.4	5.6

Projected Reserve Balances

(Assumes revenue of \$7 billion annually after FY21 and a constant (\$882 million/year) capital budget)



- **Changing the agency operations growth rate from 7.8% to 3.2% has a significant impact on the projected life of the reserves; the change results in a difference of nearly \$24 billion in FY25 reserve balances.**

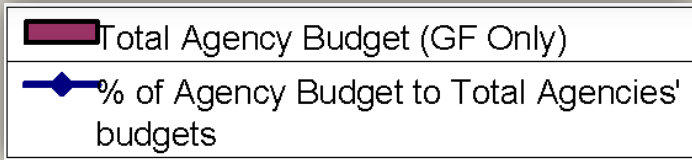
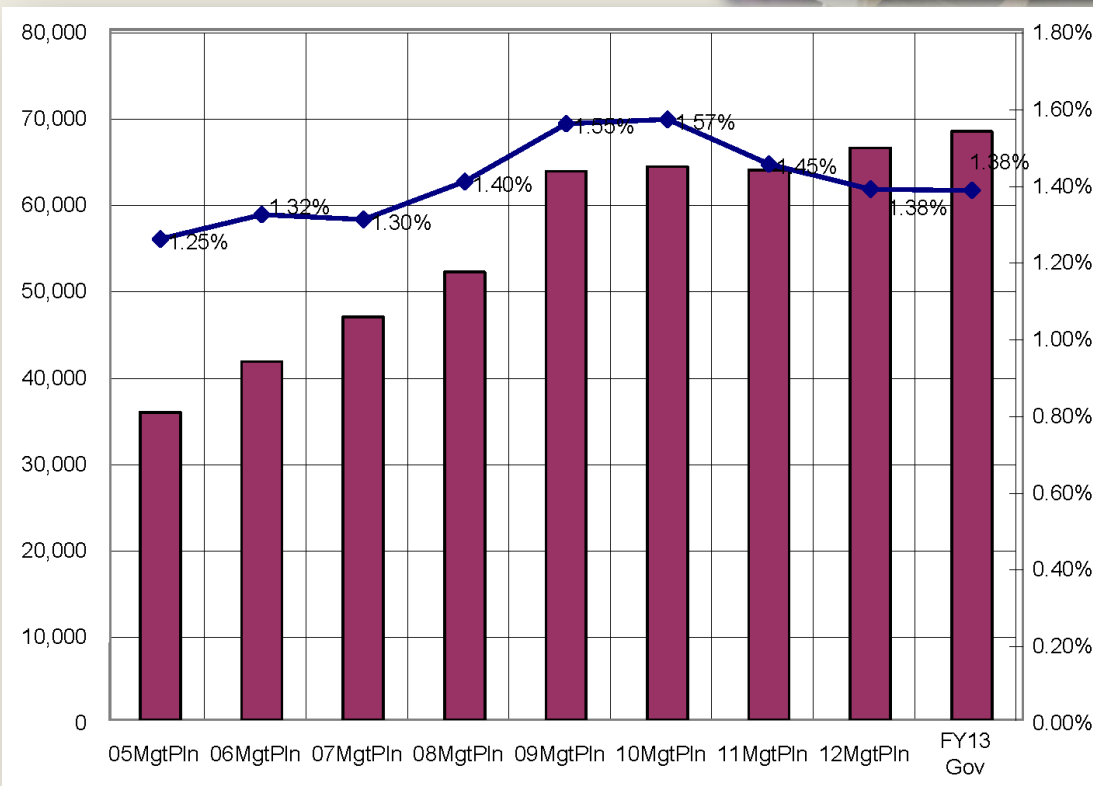


Share of Total Agency Operations



- The department's GF budget grew by \$32.5 million between FY05 and the FY13 Governor's Request – an average annual growth rate of 8.4%.
- Growth since FY09 has been \$4.6 million (1.8% growth rate).
- The department has experienced moderate growth over the past eight fiscal years and continues to represent a small portion of the overall statewide budget.

GF Only (thousands)



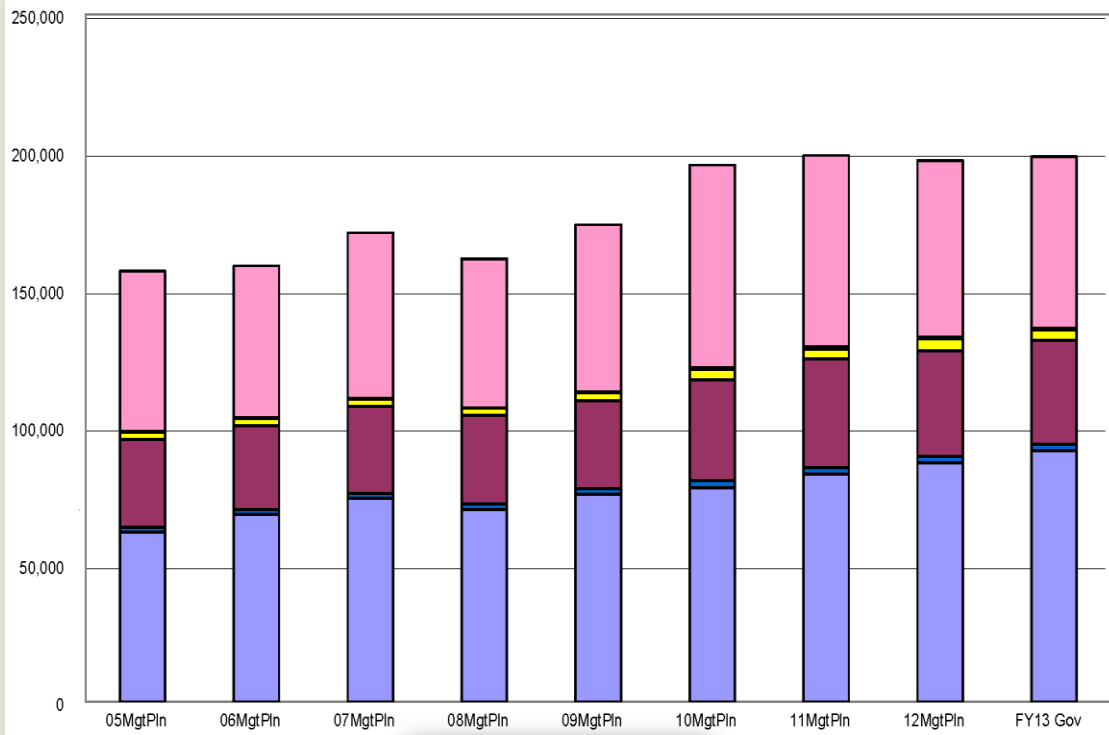
Line Items



- Majority of FY13 funding is in the following line items:
 - Personal Services: 46%
 - Grants: 32%

- About 57% (\$35.5 million) of the grants funding is in the Business Partnerships appropriation (with the majority housed in two allocations):
 - \$27 million in Business Services
 - \$3.2 million in the Construction Academy

All Funds (thousands)



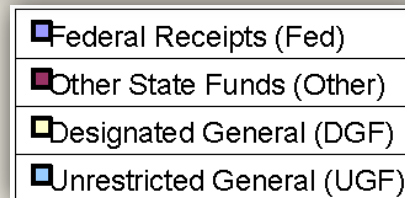
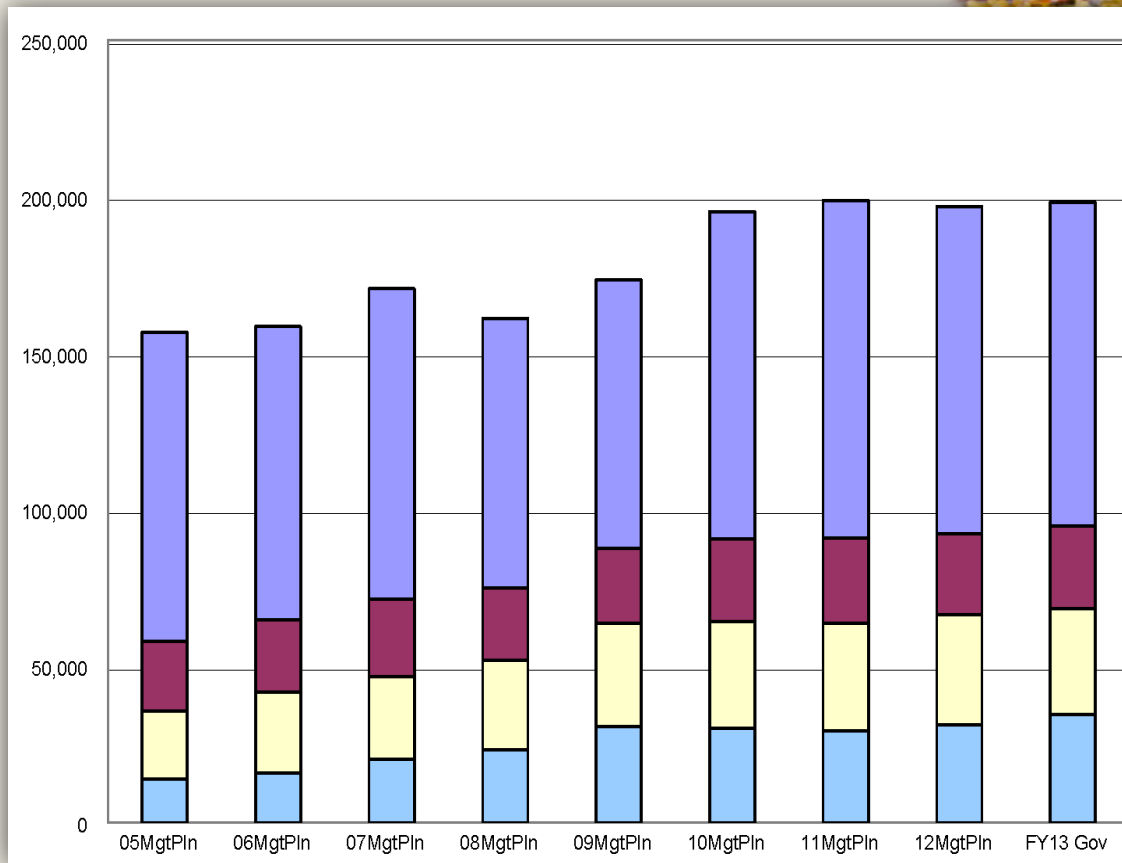
■	Miscellaneous
■	Grants, Benefits
■	Capital Outlay
■	Commodities
■	Services
■	Travel
■	Personal Services



Total Funding Comparison by Fund Group

- **Between FY05 & FY13:**
 - **UGF increased by \$20.6 million (149.7%)**
 - **DGF increased by \$11.9 million (54.4%)**
 - **Other funds increased by \$4.2 million (18.7%)**
 - **Federal Funds increased by \$4.9 million (5%)**

All Funds (thousands)



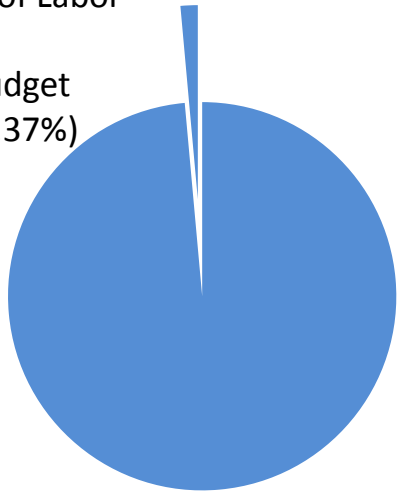
FY13 Budget Request: \$198,582.3 Total

(\$103,956.3 Fed; \$26,445.0 Other)



FY12 Management Plan

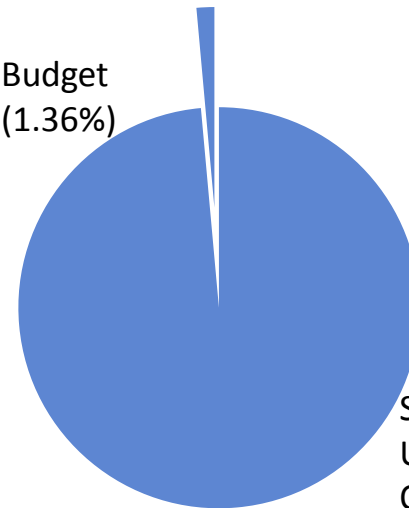
Department of Labor
UGF/DGF
Operating Budget
\$66,269.2 (1.37%)



State of Alaska
UGF/DGF Agency
Operations
Budget
\$4,839,400.0

FY13 Governor

Department of Labor
UGF/DGF
Operating Budget
\$68,181.0 (1.36%)



State of Alaska
UGF/DGF Agency
Operations Budget
\$4,998,000.0

Position Counts

Year	PFT	PPT	Temp
FY12	841	119	55
FY13	827	118	44
Change	-14	-1	-11

FY13 Governor's Budget Overview



- **Workers Safety and Compensation Administration Account (WSCAA)**
 - \$2,000.0 UGF for ongoing operating expenses within Occupational Safety and Health that are no longer supportable with WSCAA
- **AVTEC**
 - \$250.0 UGF for increasing operating expenses at AVTEC
 - \$226.8 UGF, \$100.0 DGF to support a registered nurse program
- **Division of Vocational Rehabilitation**
 - \$100.0 UGF for Project SEARCH
 - \$200.0 UGF to strengthen the Independent Living network in Alaska
- **Workers' Compensation Benefits Guaranty Fund**
 - \$103.2 DGF to support a collections officer
 - \$220.0 DGF benefit payment authorization